



# **USER MANUAL**

## **ISTC Forum web site**

### **Part 2: Create and Edit a Project Proposal**

Revision 2021/01

**Content**

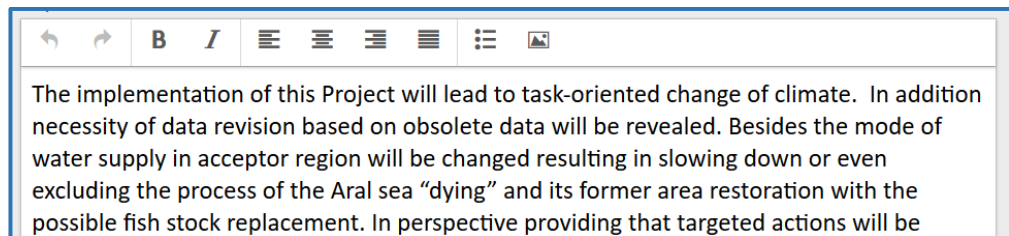
General	3
Help	6
Launch a new Project Proposal	7
Menu «Title»	12
Menu «Overview»	15
Menu «Area of Interest»	17
Menu «Current State»	19
Menu «Aim»	21
Menu «Expected Outcome»	23
Menu «Impact»	24
Menu «Sustainability»	26
Menu «Proficiency»	28
Menu « Capacity»	30
Menu « Scope of Activities»	31
Menu «Tasks»	33
Menu «Participants»	41
Menu «Estimated Costs»	52
Menu «Funding»	56
Menu «Evaluation»	59
Menu «Documents»	60

## General

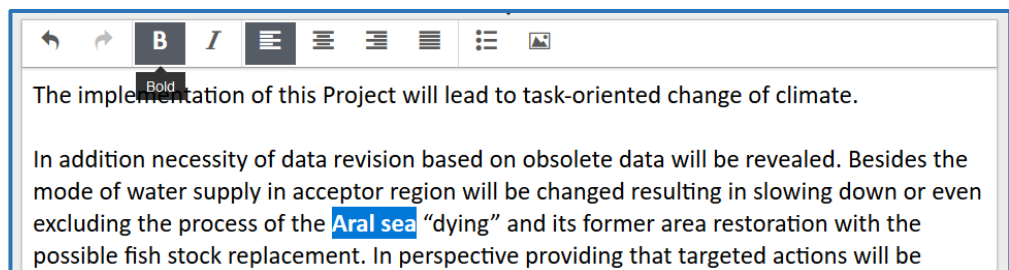


All information has to be entered in **English** transcription.

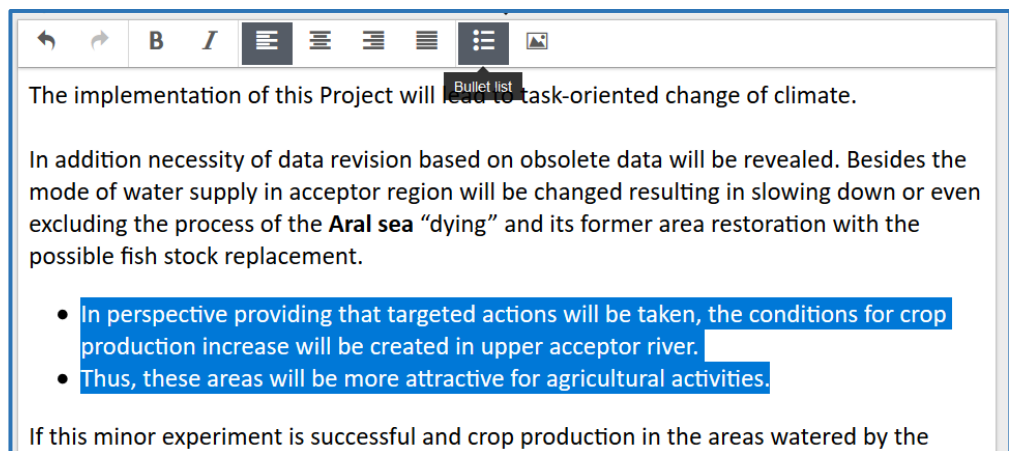
There are any possibilities for formatting of the font in text fields – see the menu bar above of the text field



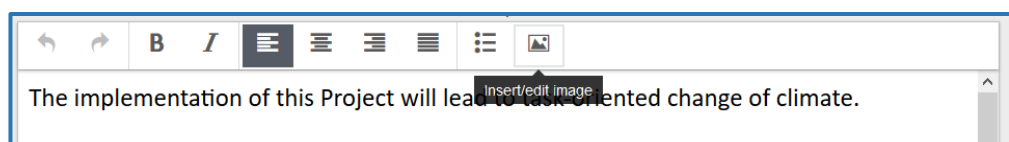
➤ Font style Bold:



➤ Create bulleted lists:



➤ Insert images:



After clicking on the image icon in the menu bar a new window will appear which will prompt you to select the image file, which you want to insert and enter any image description.



Quit your input by clicking on the button «**Ok**».  
To reject the image click on the button «**Cancel**».

Expected Outcome:

The implementation of this Project will lead to task-oriented change of climate.

In addition necessity of data revision based on obsolete data will be revealed. Besides the mode of water supply in acceptor region will be changed resulting in slowing down or even excluding the process of the **Aral sea** “dying” and its former area restoration with the possible fish stock replacement.

- In perspective providing that targeted actions will be taken, the conditions for crop production increase will be created in upper acceptor river.
- Thus, these areas will be more attractive for agricultural activities.

If this minor experiment is successful and crop production in the areas watered by the redirected river has boosted, it means that the precedent has been created proving that it is possible to increase water supply in arid areas on account of ones excessively watered.



Do not forget to store your input by clicking on the button «**Save**».  
To reject your input click on the button «**Cancel**».

The implementation of this Project will lead to task-oriented change of climate.

In addition necessity of data revision based on obsolete data will be revealed. Besides the mode of water supply in acceptor region will be changed resulting in slowing down or even excluding the process of the **Aral sea** “dying” and its former area restoration with the possible fish stock replacement.

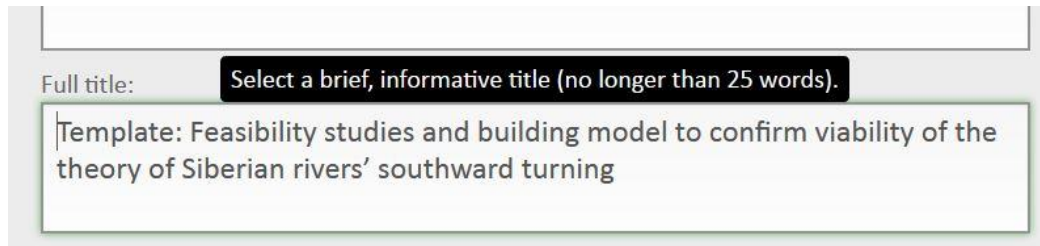
- In perspective providing that targeted actions will be taken, the conditions for crop production increase will be created in upper acceptor river.
- Thus, these areas will be more attractive for agricultural activities.

If this minor experiment is successful and crop production in the areas watered by the redirected river has boosted, it means that the precedent has been created proving that it is possible to increase water supply in arid areas on account of ones excessively watered.



## Help

- While entering any data into a field, an information window appears.



The image shows a screenshot of a web form. At the top, there is a light gray header bar with the text "Full title:" on the left and a black tooltip box on the right containing the text "Select a brief, informative title (no longer than 25 words)." Below this header is a white text input field with a light gray border. The text inside the field reads "Template: Feasibility studies and building model to confirm viability of the theory of Siberian rivers' southward turning".

## Launch a new Project Proposal

ISTC gives you the opportunity to launch new Project Proposals and discuss them with other scientists, collaborators and potential partners.

To submit a new Project Proposal to the ISTC you should enter the Information on your Proposal into all Input Fields.



All information has to be entered in **English**.



Please take into consideration that you should write a Proposal to achieve funding – first and foremost you should formulate the text in such a way that it is understandable for Persons who make decisions on funding - not for experts in that scientific area.

You will be automatically assigned as the **Author** of this Project Proposal. That means that only you are able to enter or edit any information about your Project Proposal.

After creating, the new Project Proposal obtains the Status **«Proposal preparation»**.

A Project Proposal can get to the following states:

- |   |                             |   |
|---|-----------------------------|---|
| 0 | <b>Proposal preparation</b> | <p>First status if a Project Proposal has been created.</p> <ul style="list-style-type: none"> <li>• this Proposal is visible in menu <b>«Project Proposal» - «Edit»</b>.</li> <li>• an <b>Author</b> can see only his/her own Project Proposal(s) in menu <b>«Project Proposal» - «Edit»</b>. The Proposal is invisible for other users.</li> <li>• this Proposal is invisible (also for the <b>Author</b>) in menu <b>«Project Proposal» - «Comments»</b>.</li> </ul>   |
| 1 | <b>Proposal discussion</b>  | <p>Author can request that Project Proposals will be checked for compliance with the following technical assessment criteria:</p> <ol style="list-style-type: none"> <li>1. All fields are filled out;</li> <li>2. Participating institutions are entered; participant data are entered – for each institution the Project manager/Submanager and Signature Authority are nominated;</li> <li>3. Signed and stamped Institution Concurrence letters from authorities of all participating institutions and respective Host Government Concurrence letters are uploaded;</li> <li>4. At least one collaborator has to be entered; Contact Person is nominated;</li> <li>5. Signed Collaborator Commitment letter is uploaded;</li> <li>6. Equipment and Material costs are clearly justified;</li> </ol> |

7. Travel costs are clearly justified;
8. Entered text is in English and English language quality is deemed acceptable.

Proposals that meet the above criteria are then registered and switched to this status by the ISTC Administrator.

In this status the Project Proposal:

- stays visible for the **Author** in menu «Project Proposal» - «Edit», and
- becomes visible in the menu «Project Proposal» - «Comments».

- 2 **Proposal evaluation**

If the Project Proposal preparation is finished – all necessary and requested information has been entered – the Project Proposal can be submitted to the ISTC Scientific Advisory Committee (SAC) for evaluation.

The result of SAC evaluation is seen in menu «**Evaluation**».

In this status any changes of the Project Proposal are blocked.
- 3 **Proposal review**

A Proposal obtains this status if after Governing Board (GB) meeting funds are not assigned to the Project Proposal.

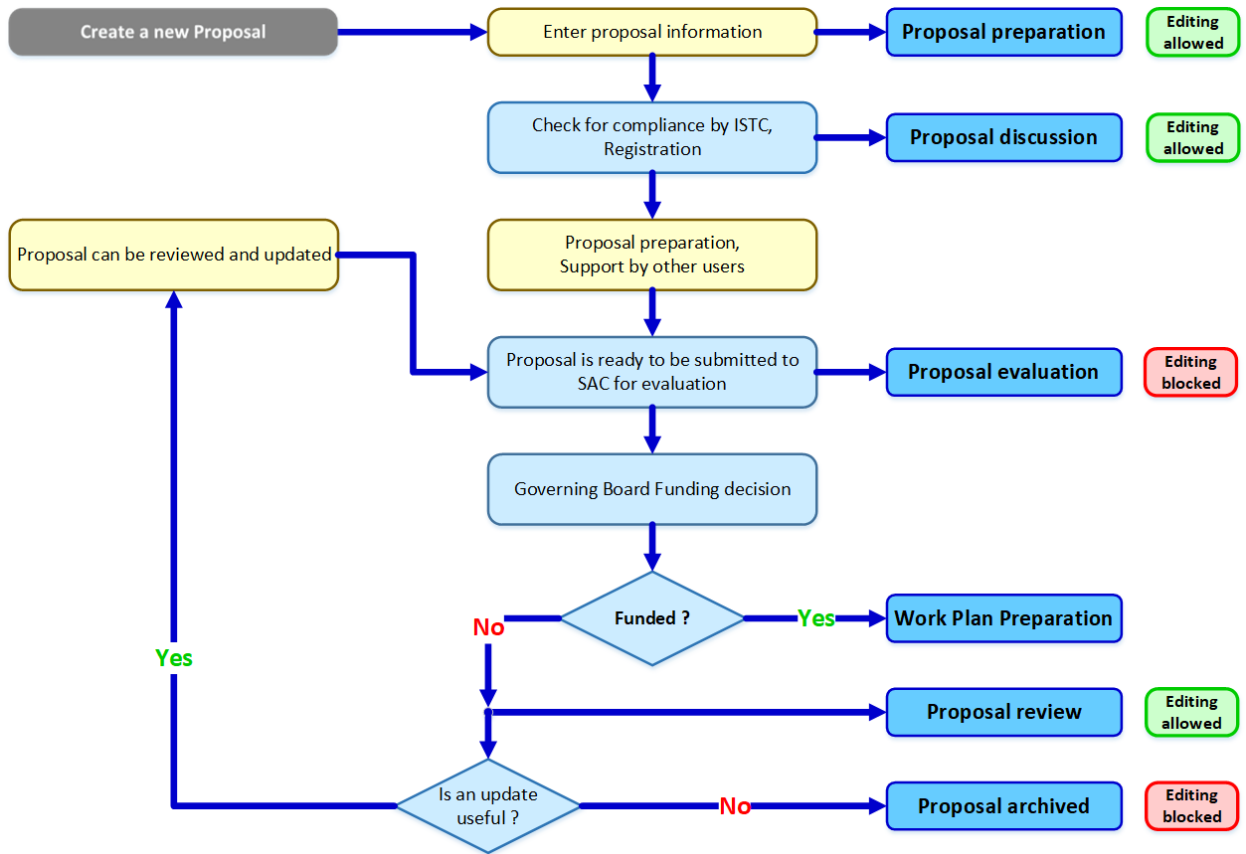
The Project Proposal is editable again – similar to status «**Proposal discussion**».
- 4 **Proposal archived**

Due to Author's request or if the SAC rating is low and there were not any changes for a long time, the Project Proposal will be archived and therefore hidden.

If necessary the Project Proposal can be reactivated.
- 5 **Work Plan preparation**

First status of a Project.

If after Governing Board (GB) meeting funds are assigned to a Project Proposal, this proposal obtains the status «**Proposal archived**» and all Project Proposal information will be copied as a new Project.



The « Lifecycle » of a Project Proposal:

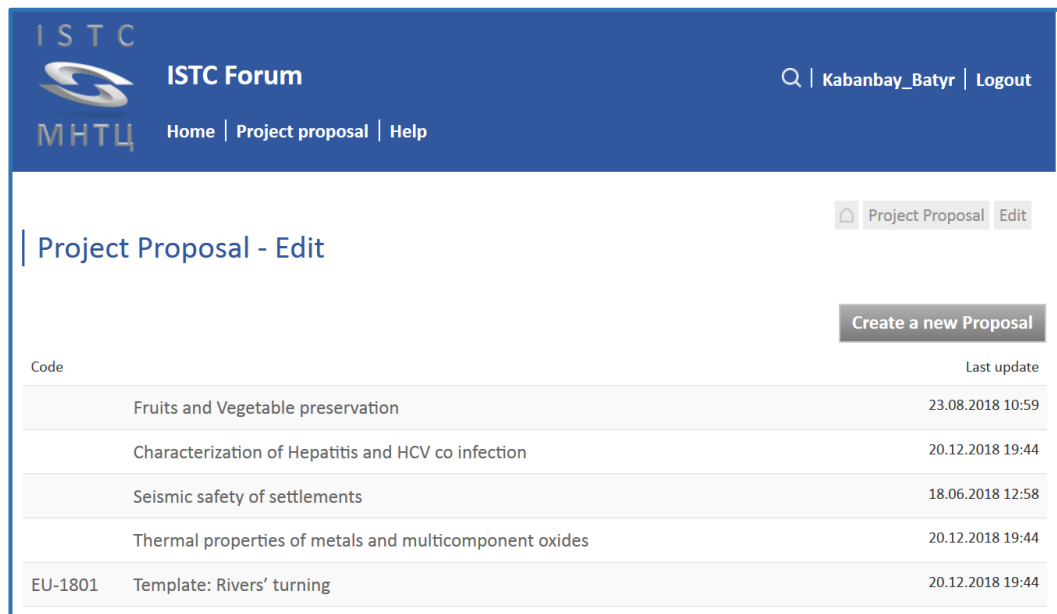


For more information on the menu «Project Proposal» - «Comments» please see paragraph «Join the discussion on a Project Proposal» in User Manual, part 3.

- Open the menu «**Project Proposal**» - «**Edit**»



A new window will appear.  
Click on the Name of the proposal to open the proposal.



**Only proposals of which you are the author are visible In the menu «Edit».**

The proposal window will appear which enable you to edit the proposal information – see the chapters below.

- To create a new proposal click on the button **«Create a new Proposal»**.  
A new window will appear which prompt you to enter information on the new Project Proposal

The screenshot shows a web form for creating a new project proposal. The form is titled "New" and is part of a "Project Proposal" section. It features a sidebar menu on the left with various categories like "Title", "Overview", "Area of Interest", etc. The main form area contains several input fields and dropdown menus. The "Status" is set to "New". The "Short Title" and "Full title" fields are empty. The "Area of Interest" dropdown is set to "Biosafety and Biosecurity". The "Technical area" dropdown is set to "Agriculture". The "Technical fields" dropdown is set to "No Technical Fields". The "Development Category" dropdown is set to "Basic Research". The "Keywords" field is empty. The "Duration (months)" and "Duration (quarters)" fields are empty. At the top right of the form, there are "Cancel" and "Save" buttons.



**The new Project Proposal will be created by clicking on the button «Save».**  
**To leave this menu click on the button «Cancel» - a Project Proposal will not be created.**

- Switch to other chapters (menu on the left of this window) to go on.
- To continue your work after a break open the Project proposal again in menu **«Project Proposal» - «Edit»**

## Menu «Title»



Regardless of an approved access to this Project Proposal the information in the submenu «Title» of menu «Project Proposal» - «Comments» will be unrestricted - that means it is visible for every logged-in user.

Project Proposal Proposal

### Template: Rivers' turning

Project Proposal

Status Edit

Title	Registration Code : <b>EU-1801</b>	Status : <b>Proposal review</b>
Overview	Short Title:	
Area of Interest	<b>Template: Rivers' turning</b>	
Current State	Full title:	
Aim	<b>Template: Feasibility studies and building model to confirm viability of the theory of Siberian rivers' southward turning</b>	
Expected outcome	Area of interest:	
Impact	<b>Water Safety and Security</b>	
Sustainability	Technical area:	
Proficiency	<b>Environment</b>	
Capacity	Technical fields:	
Scope of Activities	<b>Modelling and Risk Assessment</b>	
Tasks	Development Category:	
Participants	<b>Basic Research</b>	
Estimated Costs	Keywords:	
Funding	<b>River, Turning, Siberian, Aral, Water Mqanagement</b>	
Evaluation	Duration (months):	Duration (quarters):
Documents	<b>48</b>	<b>16</b>

## ➤ Status

Possible states are specified above.

Move the cursor onto status to open an explanation of this status in detail.

Project Proposal Proposal

### Template: Rivers' turning

Project Proposal

Status Edit

Title	Registration Code : <b>EU-1801</b>	Status : <b>Proposal review</b>
Overview	Short Title:	
Area of Interest	<b>Template: Rivers' turning</b>	
Current State	Full title:	

Funds are not assigned to the Project Proposal. The Project Proposal is editable again.

- To add or change any data click on the button **«Edit»**.

The screenshot shows a web form titled "Template: Rivers' turning". At the top right, there are tabs for "Project Proposal" and "Proposal". Below the title, there are "Cancel" and "Save" buttons. The form is divided into a sidebar on the left and a main content area on the right. The sidebar contains a list of navigation items: Title, Overview, Area of Interest, Current State, Aim, Expected outcome, Impact, Sustainability, Proficiency, Capacity, Scope of Activities, Tasks, Participants, Estimated Costs, Funding, Evaluation, and Documents. The main content area contains the following fields:

- Registration Code : **EU-1801**
- Status : **Proposal review**
- Short Title: Template: Rivers' turning
- Full title: Template: Feasibility studies and building model to confirm viability of the theory of Siberian rivers' southward turning
- Area of interest: Water Safety and Security
- Technical area: Agriculture
- Technical fields: Modelling and Risk Assessment
- Development Category: Basic Research
- Keywords: River, Turning, Siberian, Aral, Water Mqanagement
- Duration (months): 48
- Duration (quarters): 16

- **Registration No**  
Before the Proposal is to be switched to status **«Proposal discussion»** this Proposal becomes an ISTC Registration Number.
- **Short title**  
Mandatory field;  
Select a short title (no longer than 7 words) to be used in the overview of discussions in the menu «Project Proposal» - «Comments» and menu «Project Proposal» - «Edit».
- **Full title**  
Mandatory field;  
Select a brief, informative title (no longer than 25 words).
- **Duration**  
Mandatory field;  
The planned duration of this Project in months.

➤ **Area of Interest**

Mandatory field;

Area of interest means that ISTC funding parties pronounced their readiness to fund proposals in these areas.

➤ **Technical area**

Classification of ISTC Proposals and Projects.

➤ **Technical field**

Classification of ISTC Proposals and Projects.

The Technical field is a subdivision of a Technical area.

➤ **Development Category**

Mandatory field;

Select one of the following categories:

1. Basic Research — In basic research, the objective is to gain more complete knowledge or understanding of the fundamental aspects of phenomena and of observable facts, without specific applications and products in mind.
2. Applied Research—In applied research, the objective is to gain knowledge or understanding, required for determining the means by which a recognized need may be met.
3. Technology Development—Systematic application of research knowledge to prove technology or a concept, including development of non-specific application prototypes and processes.
4. Technology Demonstration —Verification of the viability of research findings, through development of prototypes, models, clinical trials, field tests, testing and evaluation, and other efforts.

➤ **Keywords**

Enter significant terms; separate different terms by comma.



**You can leave this menu only after you stored your changes by clicking on the button «[Save](#)» or reject your changes by clicking on the button «[Cancel](#)».**



➤ **Overview**

Describe briefly (**generally understandable, not more than one typewriter page**) the project's purpose, the state of the art in the field and the impact of the proposed project on the progress in this field. Describe shortly expected results and their application (including scientific and commercial significance). Please take into consideration that a more detailed description is requested in other following fields.

Since dissemination of the Overview will be unrestricted, it should not contain business-confidential information.



**You can leave this menu only after you stored your changes by clicking on the button «Save» or reject your changes by clicking on the button «Cancel».**

## Menu «Area of Interest»

Project Proposal Edit

### Template: Rivers' turning

Project proposal

Title

Overview

**Area of Interest**

Current State

Aim

Expected outcome

Impact

Area of interest: **Water Safety and Security**

Area of interest - Justification: Retrieval of the Aral sea

ISTC objectives: Change the world

Edit

- To add or change any data click on the button **«Edit»**.

Cancel Save

Area of interest:

Water Safety and Security

Area of interest - Justification:

Retrieval of the Aral sea

ISTC objectives:

Change the world

- **Area of Interest**

Area of interest means that ISTC funding parties pronounced their readiness to fund proposals in these areas.

➤ **Justification - Area of Interest**

Please explain how the Proposal meets the selected Area of Interest.

➤ **ISTC Objectives**

Please explain how this Proposal meets the ISTC objectives (according to the "ISTC Continuation Agreement"):

- (1) to promote the improvement of international mechanisms for the prevention of the proliferation of WMD and their delivery systems, as well as of technologies, materials, and expertise that are key elements directly related to the development, production, use, or enhancement of WMD or their delivery systems (including dual-use technology, materials, and expertise);
- (2) to give scientists and engineers with knowledge and skills applicable to WMD and their delivery systems, including dual-use knowledge and skills, opportunities for training and alternative employment where their knowledge and skills can be used for peaceful activities;
- (3) to promote a culture of security with respect to the handling and use of materials, equipment, and technology which could be used for the design, development, production, or use of WMD or their means of delivery; and
- (4) to contribute through its activities: to the development of international scientific partnership, strengthening global security, and fostering economic growth through innovation; to basic and applied research and technology development and commercialization, inter alia, in the fields of environment, energy, health, and nuclear, chemical, and biological safety and security; and to promoting the further integration of scientists with technologies, material, and expertise applicable to WMD into the international scientific community.



**You can leave this menu only after you stored your changes by clicking on the button «Save» or reject your changes by clicking on the button «Cancel».**

## Menu «Current State»

Project proposal

Title

Overview

Area of Interest

**Current State**

Aim

Expected outcome

Current State:

Activities under way:

Edit

- To add or change any data click on the button «**Edit**».

Project proposal

Title

Overview

Area of Interest

Current State

Aim

Expected outcome

Impact

Sustainability

Proficiency

Capacity

Scope of Activities

Tasks

Participants

Estimated Costs

Funding

Evaluation

Documents

Cancel

Save

Current State:

Activities under way:

- **Current State**

What is the problem?

Describe the current state of the art in this area of research.

If wanted to document your statements by publications subject to referee - as attached list (menu "Documents")

Why this problem is important?

- **Activities under way**

What are other people doing?

Describe the main achievements and weak points in this area in the world and in your own country

How are their results being applied?.



You can leave this menu only after you stored your changes by clicking on the button «[Save](#)» or reject your changes by clicking on the button «[Cancel](#)».

## Menu «Aim»

Project proposal

**Objective:**  
The technology developed in the course of this project will be unique because the previous technologies didn't take into account precipitation amount in the neighboring states and the temperature at the North Pole. The proposed technology accounts for these factors and other important ones affecting the climate change result of this project.

**Current status.**  
At this date estimations have been made based on the updated data on geology of Krasnoyarsk climatic testing site. The calculations made will enable to conclude the following:

- Change in the River Lena water supply (three times less if compared with the changed caused by annual precipitation fluctuation);
- Change in water supply of the redirected river is not important for upland because there are no areas that require water supply there. As for water supply of flat land it is partially can be compensated by artificial change of neighboring rivers' watercourse.

Significance:

Qualification:

Similar projects:

Previous grants:

- To add or change any data click on the button «**Edit**».

Objective:

← → **B** *I* [List icons]

The technology developed in the course of this project will be unique because the previous technologies didn't take into account precipitation amount in the neighboring states and the temperature at the North Pole. The proposed technology accounts for these factors and other important ones affecting the climate change result of this project.

**Current status**

- **Objective**  
What are you going to do?  
Explain how your project will help to solve the characterized problem.

➤ **Significance**

What's new?

Describe and compare in what way your project work and results are new, unique, and /or different from similar research all over the world.

- If your research has any practical application, explain how it will contribute to developments in the appropriate commercial or technical sectors.
- If your research is theoretical or fundamental, explain how it will further scientific understanding, and your team's ability to compete for funding.

➤ **Similar Projects**

Describe other projects in which these people or organizations are involved.

Note who (your government, a foreign government, a private company or corporation, foundation, your institute or organization) funds this work.

Highlight if previous similar projects funded by grants from ISTC member countries or UN.

➤ **Previous Grants**

If a project proposal is based in whole or in part on previous ISTC-supported projects, explain their interdependence and accompany.



**You can leave this menu only after you stored your changes by clicking on the button «Save» or reject your changes by clicking on the button «Cancel».**

## Menu «Expected Outcome»

The screenshot shows a web interface for a 'Project proposal'. On the left is a vertical menu with the following items: Title, Overview, Area of Interest, Current State, Aim, Expected outcome (highlighted), Impact, Sustainability, Proficiency, Capacity, Scope of Activities, Tasks, Participants, Estimated Costs, Funding, Evaluation, and Documents. On the right, the 'Expected Outcome' section is active, displaying two paragraphs of text. An 'Edit' button is located in the top right corner of the content area.

- To add or change any data click on the button «**Edit**».

This screenshot shows the text editor for the 'Expected Outcome' field. At the top right are 'Cancel' and 'Save' buttons. Below them is a rich text editor toolbar with icons for undo, redo, bold, italic, bulleted list, numbered list, decrease indent, increase indent, and link. The text area contains the same two paragraphs of text as seen in the previous screenshot.

### ➤ Expected Outcome

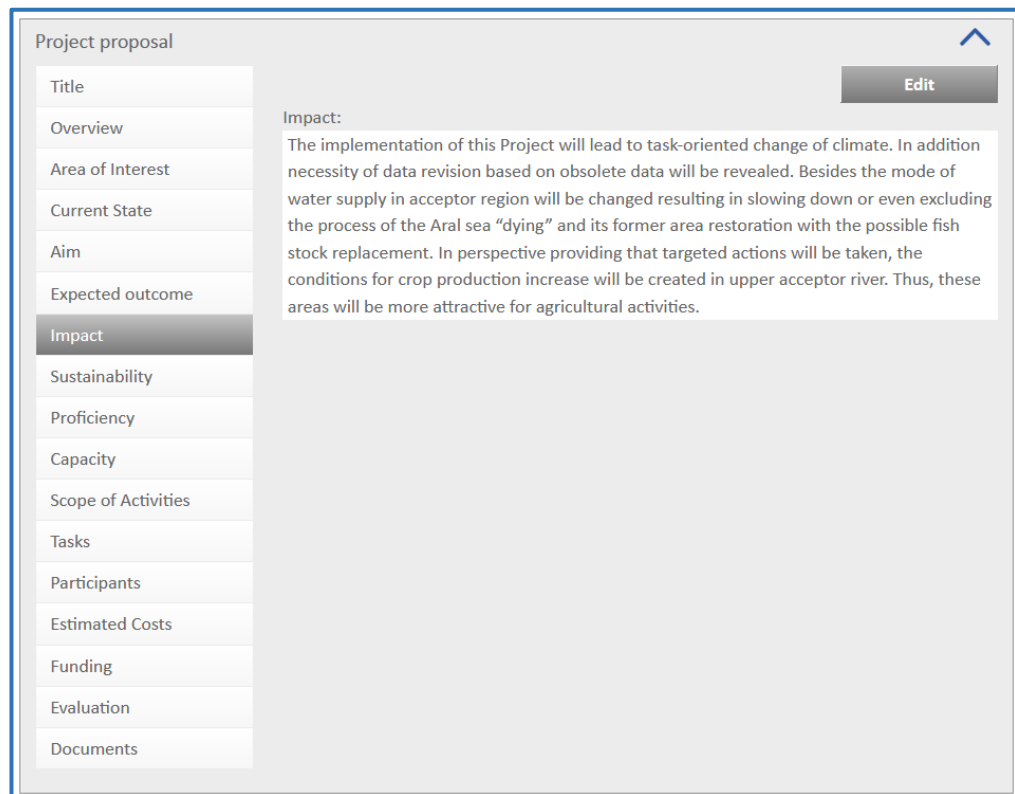
What will be done in the framework of this project?

Indicate and describe scientific, technical, commercial, or other results that will be achieved in the framework of this project. Be specific.



**You can leave this menu only after you stored your changes by clicking on the button «**Save**» or reject your changes by clicking on the button «**Cancel**».**

## Menu «Impact»



Project proposal

Title

Overview

Area of Interest

Current State

Aim

Expected outcome

**Impact**

Sustainability

Proficiency

Capacity

Scope of Activities

Tasks

Participants

Estimated Costs

Funding

Evaluation

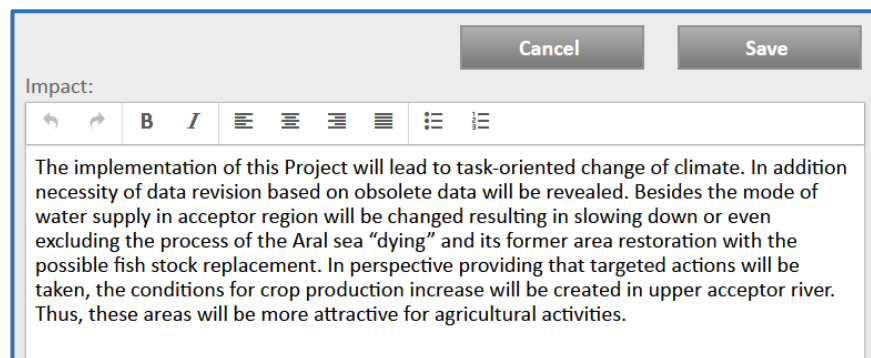
Documents

Impact:

The implementation of this Project will lead to task-oriented change of climate. In addition necessity of data revision based on obsolete data will be revealed. Besides the mode of water supply in acceptor region will be changed resulting in slowing down or even excluding the process of the Aral sea “dying” and its former area restoration with the possible fish stock replacement. In perspective providing that targeted actions will be taken, the conditions for crop production increase will be created in upper acceptor river. Thus, these areas will be more attractive for agricultural activities.

Edit

- To add or change any data click on the button «**Edit**».



Impact:

Cancel Save

← → **B** *I* ☰ ☷ ☹ ☺ ☸ ☹ ☺

The implementation of this Project will lead to task-oriented change of climate. In addition necessity of data revision based on obsolete data will be revealed. Besides the mode of water supply in acceptor region will be changed resulting in slowing down or even excluding the process of the Aral sea “dying” and its former area restoration with the possible fish stock replacement. In perspective providing that targeted actions will be taken, the conditions for crop production increase will be created in upper acceptor river. Thus, these areas will be more attractive for agricultural activities.

### ➤ Impact

The effect of the proposed project on the progress in this area – Comparison with the “Current State”. Indicate the possible industrial or commercial applications of the project results.

Note any expected patent applications.

Describe economic and other benefits you may obtain during the project implementation; state these expected benefits in quantitative terms.

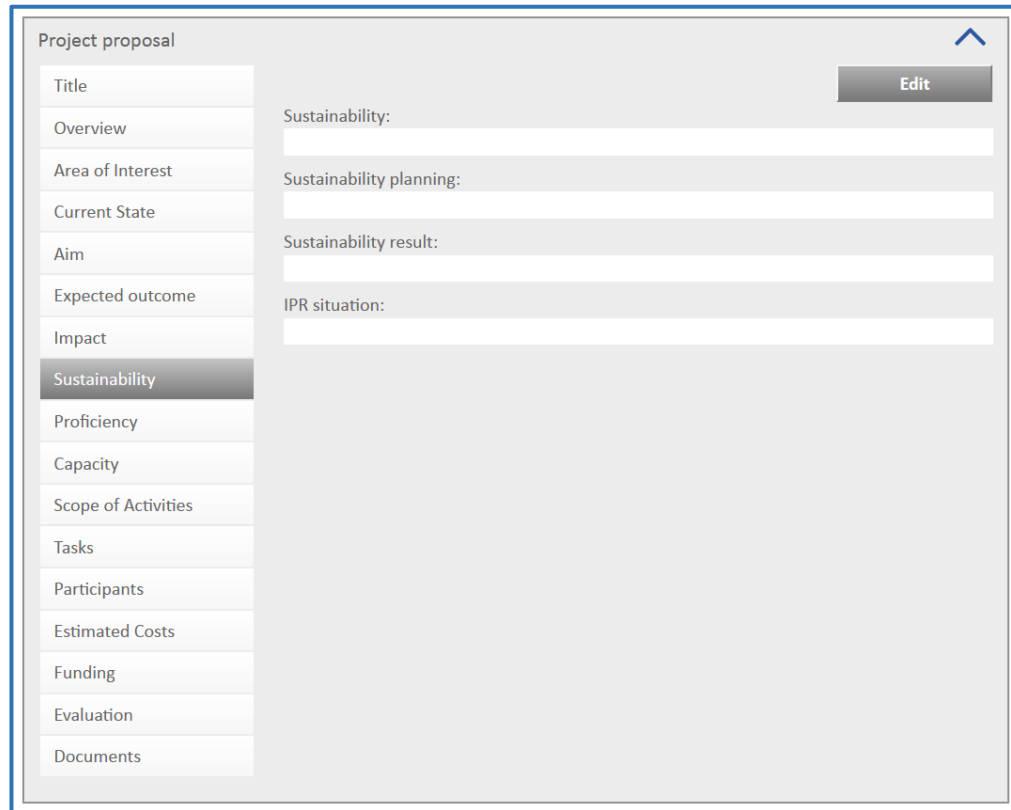
If possible, list firms and companies you know to be interested in your results.

If your project has limited commercial applicability, describe how you intend to use these results to attract funding for further research. Briefly relate what direction that research would take.



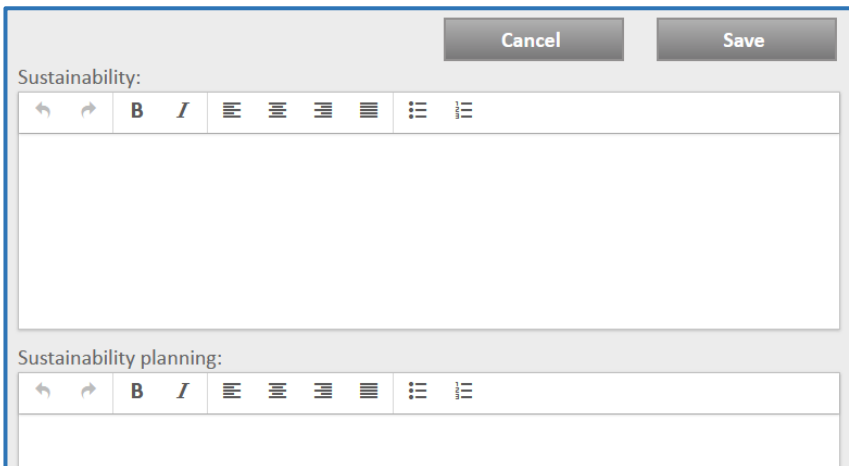
You can leave this menu only after you stored your changes by clicking on the button «[Save](#)» or reject your changes by clicking on the button «[Cancel](#)».

## Menu «Sustainability»



The screenshot shows a web interface for a 'Project proposal'. On the left is a vertical menu with the following items: Title, Overview, Area of Interest, Current State, Aim, Expected outcome, Impact, Sustainability (highlighted), Proficiency, Capacity, Scope of Activities, Tasks, Participants, Estimated Costs, Funding, Evaluation, and Documents. On the right, there are four text input fields labeled 'Sustainability:', 'Sustainability planning:', 'Sustainability result:', and 'IPR situation:'. An 'Edit' button is located in the top right corner of the form area.

- To add or change any data click on the button «**Edit**».



This screenshot shows a close-up of the edit interface. At the top right are 'Cancel' and 'Save' buttons. Below them are two text input fields. The first field is labeled 'Sustainability:' and the second is labeled 'Sustainability planning:'. Each field has a rich text editor toolbar above it, containing icons for undo, redo, bold (B), italic (I), bulleted list, numbered list, decrease indent, increase indent, and link/unlink.

### ➤ Sustainability market

Which “Market” will you study?

- Briefly describe your vision of how your scientific team could ensure its ability to continue its scientific or technical activities after the conclusion of the project.
- describe the specific “market” of interest: which sectors? what types of organizations? which country/ies?
- Highlight information that you do not yet know, that you will need to gather in order to achieve this vision:
  - names of companies or donors? personal contacts within organizations?
  - level of their interest in your team or technology or approach?
  - their willingness to pay for your services/technology or license your innovations or contract you to solve their problems or fund your research?

### ➤ Sustainability planning

What are you going to do?

Explain what concrete steps your team will take to achieve the market research objective(s) described above.

- What information will you seek?
- How will you identify the organizations?
- What methods (Internet, phone calls, face-to-face meetings, conferences, tradeshow, email, databases) will your team use to gather information?
- Who on your team will engage in this activity?

### ➤ Sustainability result

What will result?

Describe what form the final results will take (short report, business plan, technology implementation plan, marketing brochure, trip reports, prioritized list of tradeshow to attend).

Identify the next steps if your assumptions are proved correct, and suggest possible paths if they are proved incorrect.

### ➤ IPR situation

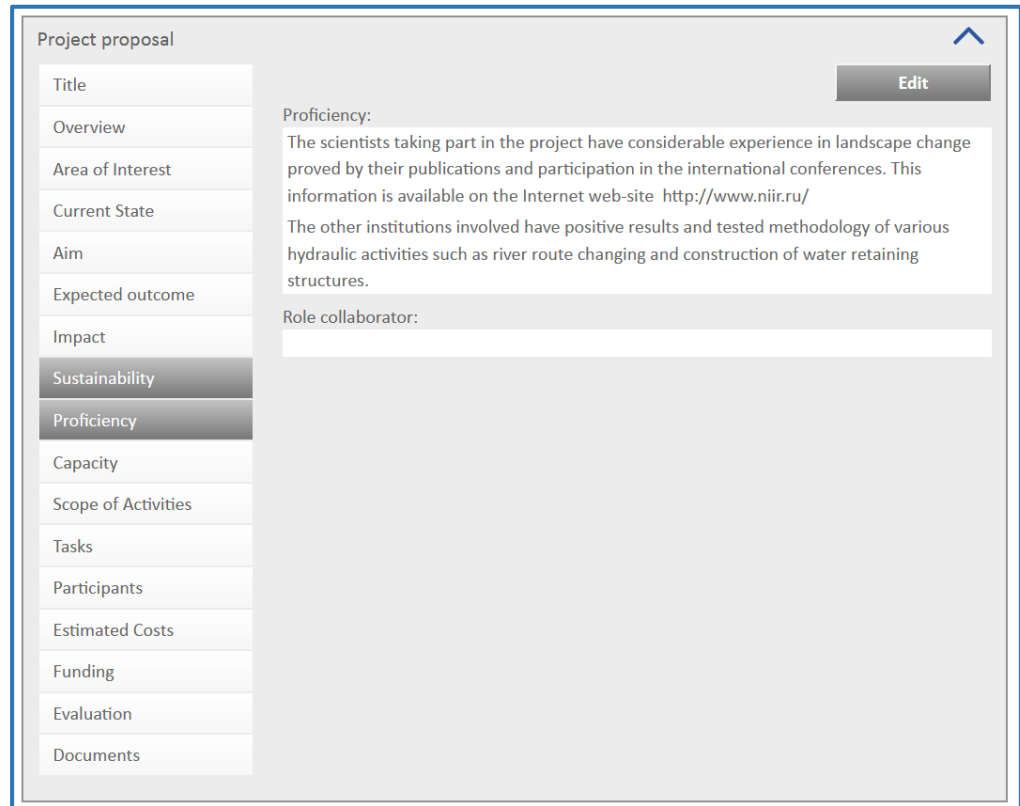
Indicate whether any business confidential information might be developed during the project and what special measures may be required to protect this business confidential information during and following the execution of the project.

Include a statement that the general conditions on intellectual property rights in the Model Project Agreement will be observed.



**You can leave this menu only after you stored your changes by clicking on the button «Save» or reject your changes by clicking on the button «Cancel».**

## Menu «Proficiency»



Project proposal

Title Edit

Overview

Area of Interest

Current State

Aim

Expected outcome

Impact

Sustainability

**Proficiency**

Capacity

Scope of Activities

Tasks

Participants

Estimated Costs

Funding

Evaluation

Documents

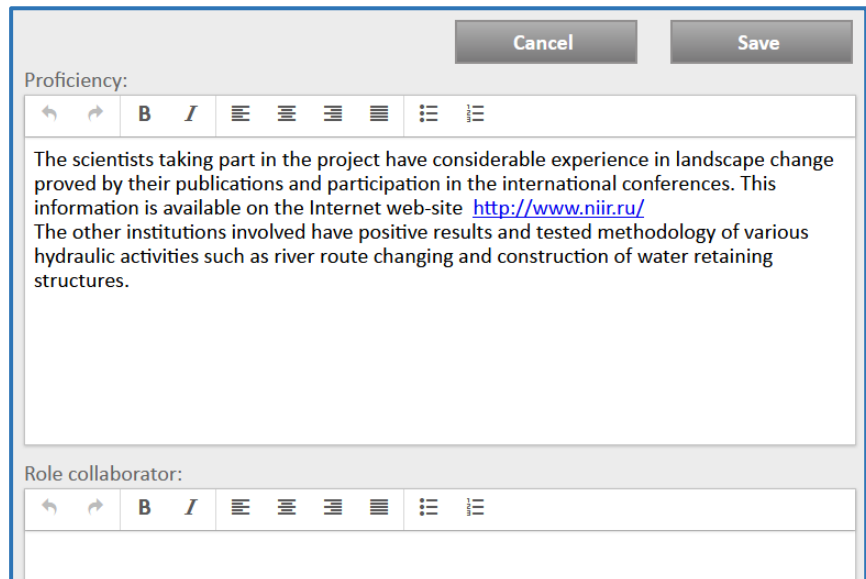
Proficiency:

The scientists taking part in the project have considerable experience in landscape change proved by their publications and participation in the international conferences. This information is available on the Internet web-site <http://www.niir.ru/>

The other institutions involved have positive results and tested methodology of various hydraulic activities such as river route changing and construction of water retaining structures.

Role collaborator:

- To add or change any data click on the button «**Edit**».



Cancel Save

Proficiency:

← → **B** *I* ☰ ☷ ☹ ☺ ☸ ☹ ☺

The scientists taking part in the project have considerable experience in landscape change proved by their publications and participation in the international conferences. This information is available on the Internet web-site <http://www.niir.ru/>

The other institutions involved have positive results and tested methodology of various hydraulic activities such as river route changing and construction of water retaining structures.

Role collaborator:

← → **B** *I* ☰ ☷ ☹ ☺ ☸ ☹ ☺

➤ **Proficiency**

Who are we?

Briefly describe the institutions and the “key participants” of your project, their field of work and experience with references to previous significant results and what they will do in the project.

Please highlight, in addition to technical qualifications, any market or social science research skills, or business training the participants may possess.

Please note any foreign language capabilities of team members.

➤ **Role of foreign Collaborator**

Collaborators, their field of work and experience.

Work, which has to be carried out by a collaborator.



**You can leave this menu only after you stored your changes by clicking on the button «Save» or reject your changes by clicking on the button «Cancel».**

## Menu « Capacity »

The screenshot shows a web interface for editing a project proposal. On the left is a vertical menu with the following items: Title, Overview, Area of Interest, Current State, Aim, Expected outcome, Impact, Sustainability, Proficiency, Capacity (highlighted), Scope of Activities, Tasks, Participants, Estimated Costs, Funding, Evaluation, and Documents. The main area on the right is titled 'Capacity:' and contains a large empty text input field. An 'Edit' button is located in the top right corner of the main area.

- To add or change any data click on the button «**Edit**».

This screenshot shows a close-up of the 'Capacity' editing window. At the top right are 'Cancel' and 'Save' buttons. Below them is the label 'Capacity:' followed by a rich text editor toolbar containing icons for undo, redo, bold, italic, bulleted list, numbered list, decrease indent, increase indent, link, and unlink. The main area is a large empty text box for entering the capacity details.

### ➤ Capacity

Specific major equipment and any facilities required to carry out the proposed work; differentiate between equipment/facilities

- which is available in the participating institutions;
- which has to be procured within the proposed project.



**You can leave this menu only after you stored your changes by clicking on the button «**Save**» or reject your changes by clicking on the button «**Cancel**».**

## Menu « Scope of Activities»

Project proposal ^

- Title
- Overview
- Area of Interest
- Current State
- Aim
- Expected outcome
- Impact
- Sustainability
- Proficiency
- Capacity
- Scope of Activities
- Tasks
- Participants
- Estimated Costs
- Funding
- Evaluation
- Documents

[Edit](#)

Scope of Activities:

We are planning to solve the following main tasks:

1. Develop an algorithm for analyzing metagenomic data for application medical and scientific research.
2. To examination if miRNAs expression at the sigmoid colon biopsies from patients with active UC, inactive UC, chronic active CD, irritable bowel syndrome and microscopic colitis compared with healthy control subjects.
3. Optimization of therapy and improvement of disease outcomes based on the study of the features of the genetic status and state of the intestinal micriobiocenosis in chronic inflammatory bowel disease.

Technical Methodology:

The main innovation of the Project work is use of low capacity directed cold thermonuclear explosions that will enable to lift into air large amounts of soil.

Calculations of all hydraulic structures will be carried out taking into account long-term environmental after-effects.

All events held by the services providing security on two regions territory will be planned. The scenario will take into account all events for which product of their estimated possibility by calculated maximum damage will exceed sum of 1000 roubles. This amount can be diminished as a result of preliminary estimation.

End User Involvement:

- To add or change any data click on the button «**Edit**».

Cancel
Save

Scope of Activities:

↶ ↷ **B** *I*
≡ ≡ ≡ ≡
☰ ☷

We are planning to solve the following main tasks:

1. Develop an algorithm for analyzing metagenomic data for application medical and scientific research.
2. To examination if miRNAs expression at the sigmoid colon biopsies from patients with active UC, inactive UC, chronic active CD, irritable bowel syndrome and microscopic colitis compared with healthy control subjects.
3. Optimization of therapy and improvement of disease outcomes based on the study of the features of the genetic status and state of the intestinal micriobiocenosis in chronic inflammatory bowel disease.

Technical Methodology:

↶ ↷ **B** *I*
≡ ≡ ≡ ≡
☰ ☷

The main innovation of the Project work is use of low capacity directed cold thermonuclear explosions that will enable to lift into air large amounts of soil.

Calculations of all hydraulic structures will be carried out taking into account long-term environmental after-effects.

All events held by the services providing security on two regions territory will be planned. The scenario will take into account all events for which product of their estimated possibility by calculated maximum damage will exceed sum of 1000 roubles. This amount can be diminished as a result of preliminary estimation.

➤ **Scope of Activities**

How will the investigation be organized?

Describe briefly the major phases or stages of your proposed activities under the project.

Specify who or which work groups will be doing the work. Note the time-sequence of the stages. When work is to be done in parallel, or will be done at multiple sites, specify which part of the work is to be performed by each participating institution.

➤ **Technical Methodology**

How will the science be done?

Describe the scientific and technical approaches and principal methods that will be employed to achieve the project objectives.

Underline any novelty or uniqueness of the methodological approach for solving the problem.

Describe how any preliminary work performed validates the proposed approach.

➤ **End User Involvement**

Are the proposed End-Users appropriate?

How deep is their commitment to the project and its results?



**You can leave this menu only after you stored your changes by clicking on the button «Save» or reject your changes by clicking on the button «Cancel».**

## Menu «Tasks»

Template: Rivers' turning

Project Proposal Edit

Project Proposal

Task overview Remove Task Edit Task New Task

Title

Overview

Area of Interest

Current State

Aim

Expected outcome

Impact

Sustainability

Proficiency

Capacity

Scope of Activities

Tasks

Participants

Estimated Costs

Funding

Evaluation

Documents

This menu serves

- to create or edit or remove [Tasks](#) and [Subtasks](#)
- to schedule the [Time Periods](#) (Quarters) of implementation of a [Task](#) or [Subtask](#).
- to define the planned total number of [Working Days](#) for a Duration Period (Quarter).

- To add a new Task or Subtask click on the button **«New Task»**.  
New window will appear which prompt you to enter the task.

The screenshot shows a web form titled "Task". At the top right are "Close" and "Save" buttons. The form fields are:
 

- Number:** Two small input boxes.
- Participating Institution:\*** A dropdown menu with the text "Please select..." and a downward arrow.
- Description:\*** A large, empty text area.
- Technical Approach:\*** A large, empty text area.

 At the bottom left of the form, there is a note: "\*To be mandatory".

#### ➤ **Number**

There are two fields for the task number.

The first field is the number of the **Task**, the second one is the number of the **Subtask** within the task defined in the first field.

That means,

- if the second field is empty or zero, it is a **Task**.
- if the second field is not empty, it is a **Subtask** related to the task with the same number in the first field (and an empty second field).

#### ➤ **Participating Institution**

Click on the drop-down-field **«Participating Institution»** and select the Institution where the task has to be implemented.

#### ➤ **Description**

For each stage, describe the specific activities included, and any intermediate results and milestones that are expected.

#### ➤ **Technical Approach**

For each task provide a short description of technical methodology, experimental, theoretical, calculation.

### Task

Number:

Participating Institution:\*

Description:\*

Technical Approach:\*

\*To be mandatory



You can leave this menu only after you stored your changes by clicking on the button «Save» or reject your changes by clicking on the button «Close».

Project Proposal

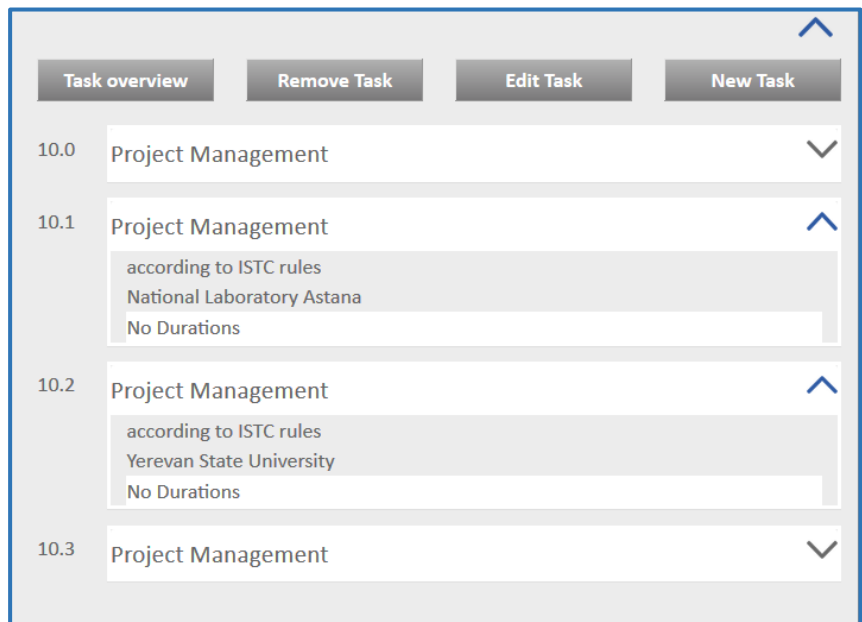
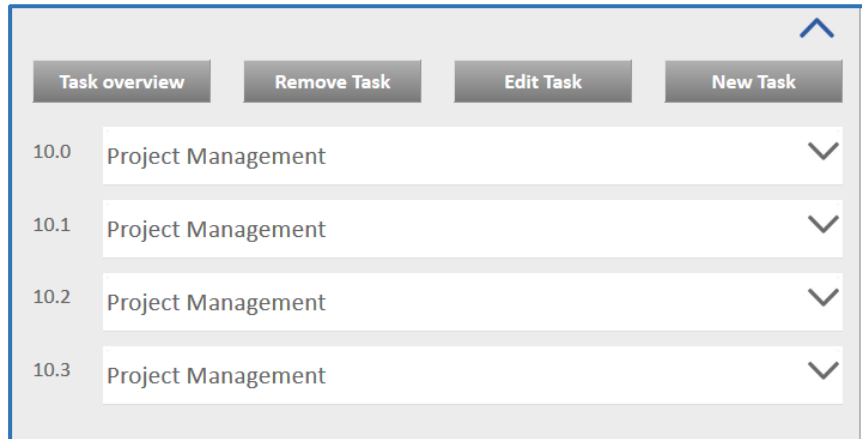
### Template: Rivers' turning

Project Proposal

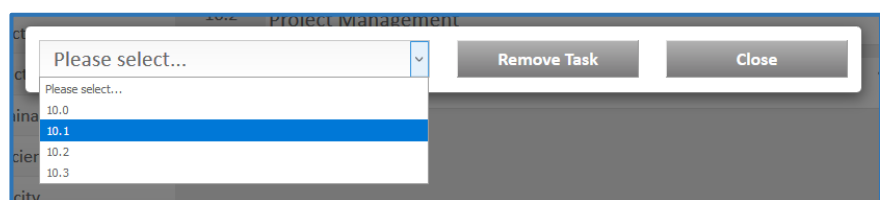
10.0

- Title
- Overview
- Area of Interest
- Current State
- Aim
- Expected outcome
- Impact
- Sustainability
- Proficiency
- Capacity
- Scope of Activities
- Tasks**
- Participants
- Estimated Costs
- Funding
- Evaluation
- Documents

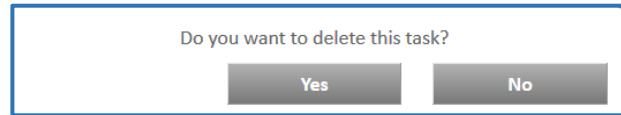
- To show more details of a several task – extended view - click on the hook (V) on the right of this task. To hide details of this task click on the hook (V) again.



- To remove a **Task** or **Subtask** click on the button **«Remove Task»**. New window will appear which prompt you to select the task or subtask.



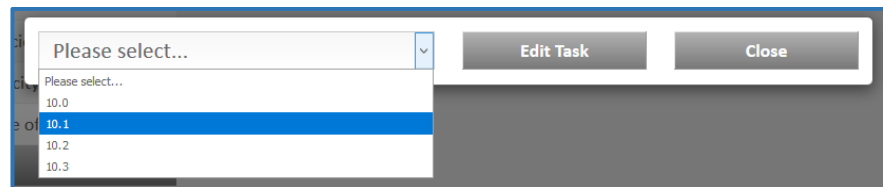
- Click on the button «**Remove Task**» again and confirm the question by «**Yes**».



Do you want to delete this task?

Yes No

- To edit a **Task** or **Subtask** click on the button «**Edit Task**». New window will appear which prompt you to select the task or subtask.



Please select...

Please select...

10.0

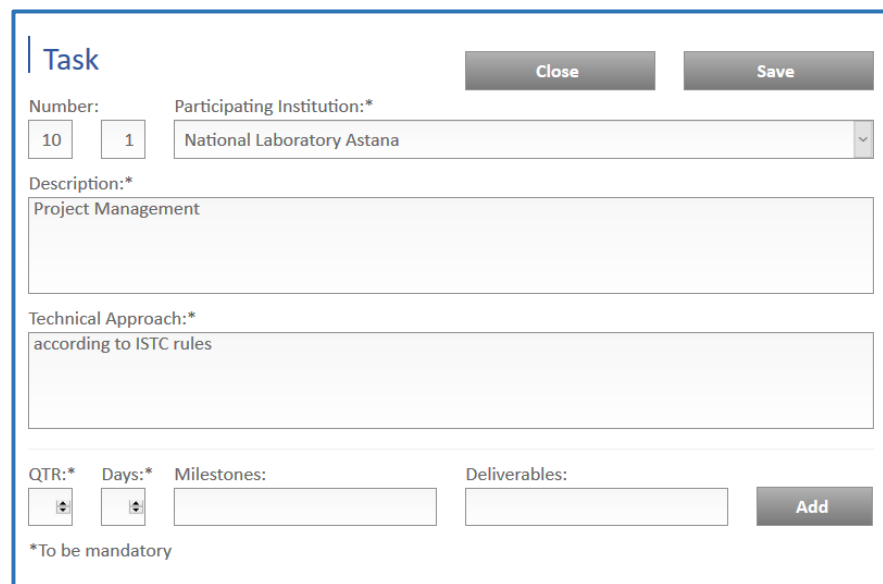
10.1

10.2

10.3

Edit Task Close

- Click on the button «**Edit Task**» again.



Task

Close Save

Number: 10 1 Participating Institution:\* National Laboratory Astana

Description:\* Project Management

Technical Approach:\* according to ISTC rules

QTR:\* Days:\* Milestones: Deliverables: Add

\*To be mandatory

New window will appear which serves

- to edit **Task numbers**, **Description**, **Technical Approach** and **Institution**
- to schedule the **Time Periods** (Quarters) of implementation of a **Task** or **Subtask** and the total number of **Working Days** for a Duration Period (Quarter).



**If you change the Participating Institution all Participants who are already joined onto this Task/Subtask will be deleted.**



**Schedule Duration Periods (Quarters) only for all Subtasks - but only for those Tasks which have not Subtasks.**

- **QTR**  
Select a Quarter.
  - **Days**  
Enter the total number of **Working Days** for this Quarter.
  - **Milestones**  
describe intermediate results and milestones that are expected.
  - **Deliverables**  
provide a short description of deliverables
- Click on the button «**Add**» to save this Quarter.



**For a selected Subtask/Task you can add a Quarter only once.  
A Quarter will be accepted only if this Quarter is equal or less than the Project duration.**

Task
Close
Save

Number:   Participating Institution:\*

Description:\*

Technical Approach:\*

---

QTR:\*  Days:\*  Milestones:  Deliverables:  Add

\*To be mandatory

The saved Quarter will be appeared below.

QTR:\*  Days:\*  Milestones:  Deliverables:  Add

1      5            Technical and Financial reports      X

\*To be mandatory



**You can leave this menu only after you stored your changes by clicking on the button «**Save**» or reject your changes by clicking on the button «**Close**».**

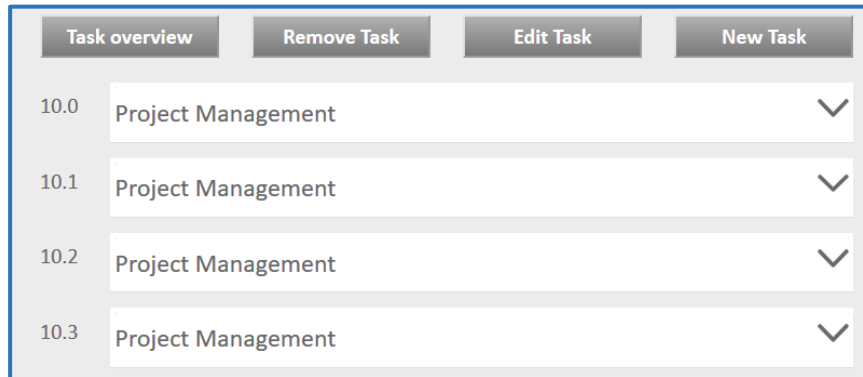
See below the extended view of the task:

10.1 Project Management ^

according to ISTC rules  
National Laboratory Astana

QTR	Days	Milestones	Deliverables	
1	5		Technical and Financial reports	X ▶
2	5		Technical and Financial reports	X ▶
3	5		Technical and Financial reports	X ▶
4	5		Technical and Financial reports	X ▶
5	5		Technical and Financial reports	X ▶
6	5		Technical and Financial reports	X ▶
7	5		Technical and Financial reports	X ▶
8	5		Technical and Financial reports	X ▶
9	5		Technical and Financial reports	X ▶
10	5		Technical and Financial reports	X ▶
11	5		Technical and Financial reports	X ▶
12	5		Technical and Financial reports	X ▶
13	5		Technical and Financial reports	X ▶
14	5		Technical and Financial reports	X ▶
15	5		Technical and Financial reports	X ▶
16	10		Technical and Financial reports	X ▶

- To get an overview of your planned work days for all Tasks and Subtasks click on the button «**Task overview**».



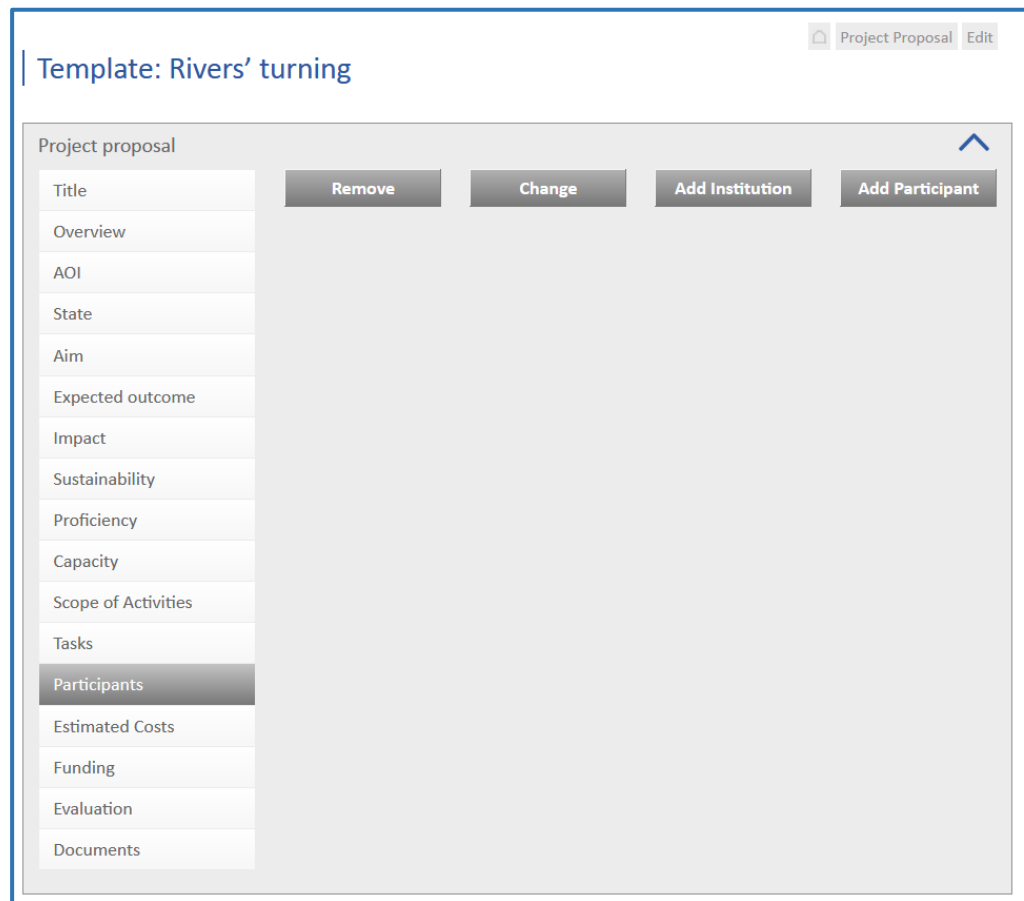
- A new windows appears.

The screenshot shows a 'Close' button in the top right corner and a table below it. The table has a dark blue header with the following columns: 'Task', 'Quarter' (1-16), and 'Total'. The data rows are as follows:

Task	1	2	3	4	5	6	7	8	9	10	11	12	13	14	15	16	Total
Task 10.0																	
Task 10.1	5	5	5	5	5	5	5	5	5	5	5	5	5	5	5	10	85
Task 10.2	3	3	3	3	3	3	3	3	3	3	3	3	3	3	3	5	50
Task 10.3	3	3	3	3	3	3	3	3	3	3	3	3	3	3	3	5	50
Total	11	11	11	11	11	11	11	11	11	11	11	11	11	11	11	20	185

- To close this overview click on the button «**Close**».

## Menu «Participants»



The screenshot shows a web interface for a project proposal titled "Template: Rivers' turning". The interface includes a sidebar menu with the following items: Title, Overview, AOI, State, Aim, Expected outcome, Impact, Sustainability, Proficiency, Capacity, Scope of Activities, Tasks, Participants (highlighted), Estimated Costs, Funding, Evaluation, and Documents. At the top right of the main content area, there are buttons for "Project Proposal" and "Edit". Below the sidebar, there are four buttons: "Remove", "Change", "Add Institution", and "Add Participant".

This menu serves

- to create or edit [Participating Institutions](#) – incl. [Collaborators](#) and [Partners](#).
- to upload letters for
  - [Institution Concurrence](#),
  - [Collaborator and Partner Commitment](#) from the respective Authority of these Institutions and
  - the supporting letters of [Host Government Concurrence](#).
- to add or edit [Project Participants](#)

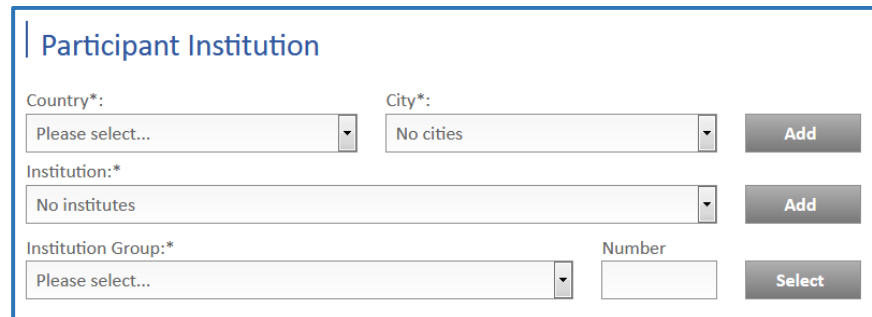


**To add new Project Participants first you have to add a Participating Institution. You can add a new Participant only to an existing Institution.**

- To create a new Participating Institution click on the button «**Add Institution**».

New window will appear which prompt you to select

- first the respective **Country**;
- then the **City** (all shown Cities are filtered by the selected **Country**) or add a new **City**;
- after that the **Institution** (all shown Institutions are filtered by the selected **City**) or add a new **Institution**.
- finally select the Position of this Institution within the Project.

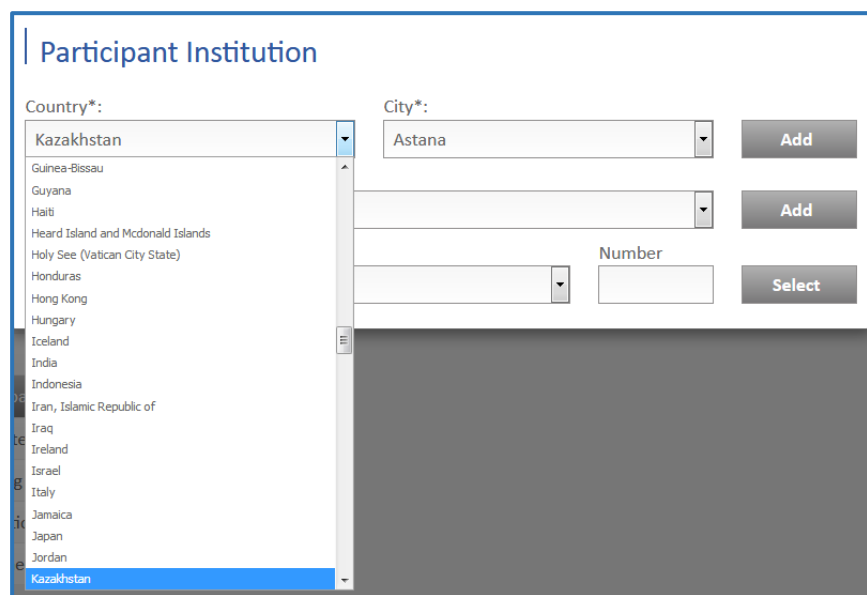


The screenshot shows a form titled "Participant Institution". It contains four main sections:

- Country\*:** A dropdown menu with "Please select..." as the current selection. To its right is a **City\*:** dropdown menu with "No cities" as the current selection. A grey **Add** button is to the right of the City dropdown.
- Institution\*:** A dropdown menu with "No institutes" as the current selection. A grey **Add** button is to its right.
- Institution Group\*:** A dropdown menu with "Please select..." as the current selection. To its right is a **Number** input field. A grey **Select** button is to the right of the Number field.

### ➤ **Country**

Click on the drop-down-field «**Country**» and select the **Country** where your institution is located in.



The screenshot shows the same "Participant Institution" form, but with the **Country\*** dropdown menu open. The list of countries is visible, with "Kazakhstan" selected and highlighted in blue. The other countries listed include Guinea-Bissau, Guyana, Haiti, Heard Island and Mcdonald Islands, Holy See (Vatican City State), Honduras, Hong Kong, Hungary, Iceland, India, Indonesia, Iran, Islamic Republic of, Iraq, Ireland, Israel, Italy, Jamaica, Japan, and Jordan. The **City\*** dropdown menu now shows "Astana". The **Add** and **Select** buttons are still visible.

### ➤ **City**

Then click on the drop-down-field «**City**» and select the **City** where your institution is located in. Shown locations are filtered by the selected **Country**.

**Participant Institution**

Country\*: Kazakhstan

City\*: Astana

Institution\*: Please select...

Institution Group\*: Please select...

Buttons: Add, Add, Select

- If the necessary **City** is not contained in the selection table click on the button «**Add**» on the right of the field «**City**». A new window will appear which prompt you to enter the Name of the new city in English and Native / Russian notation.

**City**

Name English:\* Schymkent

Name Native:\*

Country: Kazakhstan

Buttons: Cancel, Save



**Do not forget to store your input by clicking on the button «Save».**  
**To reject your input click on the button «Cancel».**

- After that you can select the new added **City** in the drop-down-field «**City**».

**Participant Institution**

Country\*: Kazakhstan

City\*: Please select...

Institution\*: No institutes

Institution Group\*: Please select...

Buttons: Add, Add, Select

### ➤ **Institution**

Then click on the drop-down-field «**Institution Name**» and select the **Institution**.  
 Institutions included in the drop-down-field are filtered by the selected **City**.

- If the **Institution** is not contained in the selection table click on the button «**Add**» on the right of the field «**Institution Name**».

A new window will appear which prompt you to enter the **Name** of the new Institution, it's **Address** and **Postal Code** and also it's **superior authority** (all in English notation).



**Do not forget to store your input by clicking on the button «Save».**  
**To reject your input click on the button «Cancel».**

- After that you can select the new added **institution** in the drop-down-field «**Institution Name**».

**Participant Institution**

Country\*: Kazakhstan City\*: Astana

Institution\*: Please select...

Central Institute for Water Security  
Hunter  
**Institute of Military Strategy**  
International Science and Technology Center

- Select the Position of this Institution within the Project in the drop-down-field «**Institution Group**» and add the serial Number (the serial number for the Leading Institution is “1”).

**Participant Institution**

Country\*: Kazakhstan City\*: Astana

Institution\*: Central Institute for Water Security

Institution Group\*: Please select... Number   
Please select...  
**Leading Institution**  
Participating Institution  
Collaborator  
Partner

**Participant Institution**

Country\*: Kazakhstan City\*: Astana

Institution\*: Central Institute for Water Security

Institution Group\*: Leading Institution Number 1



**Do not forget to store your input by clicking on the button «Save».**  
**To reject your input leave this window.**

All Participating Institutions are shown in the main window.

You can change the Position of a Institution or delete this Institution by clicking on the button «**Change**» or button «**Remove**».

Project proposal

Title	Remove	Change	Add Institution	Add Participant
Overview	Leading Institution			
AOI	Central Institute for Water Security			
State	10, Great Army Ave Astana, Kazakhstan			
Aim	Participating Institution 1			
Expected outcome	International Water Management Institute IWMI, Central Asia Subregional			
Impact	Office Apartment No. 123, Building No. 6, Osiyo Street			
Sustainability	Tashkent, Uzbekistan			

- Click on the button «**Change**» - a new window will appear. Select the **Institution Name** in the drop-down-field «**Institution Name**» and then the Position of this Institution within the Project in the drop-down-field «**Institution Group**» and change the serial Number (the serial number for the Leading Institution is “1”).

Change

Institution:\*  
Please select...

Institution Group:\*  
Please select... Number

Cancel Save



**You cannot define a second institution as “Leading Institution”.**

**If you want to change the Leading Institution, you have first to change the current Leading Institution to “Participating Institution” or remove it.**



**Do not forget to store your input by clicking on the button «**Save**».**

**To reject your input click on the button «**Cancel**».**

- Click on the button «**Remove**» - a new window will appear.  
Select the **Institution Name** in the drop-down-field «**Institution**».



If you remove an Institution all related to this Institution **Participants** and **Task/Subtask** will be removed.

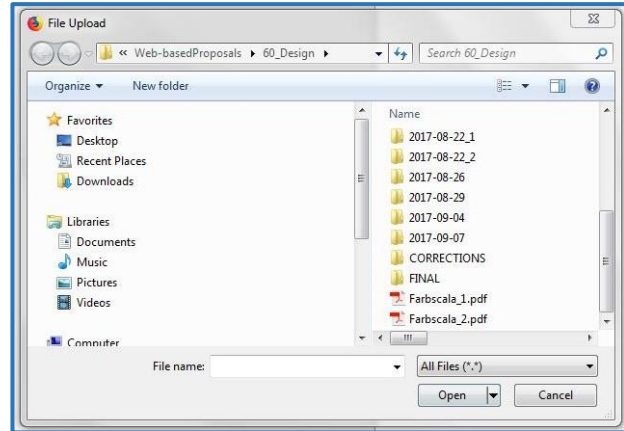


Do not forget to store your input by clicking on the button «**Remove**» and confirm the request with «**Yes**».

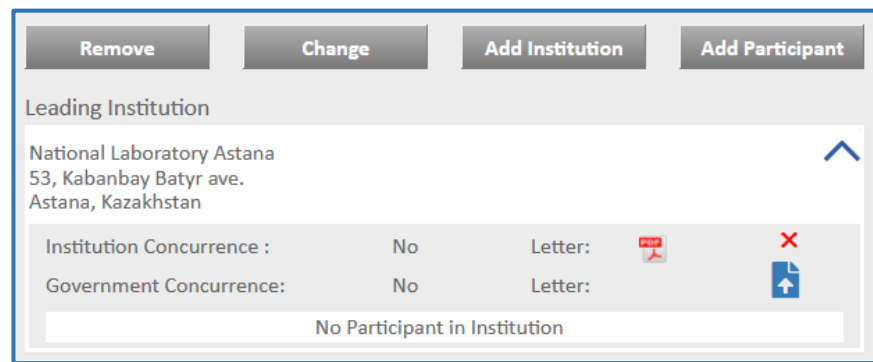
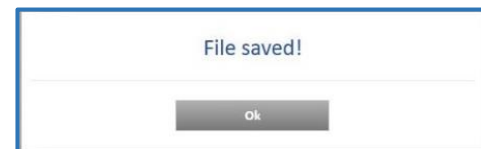
To reject your input click on the button «**Cancel**».

- To show more details of a several institution click on the **hook (V)** on the right of this institution.  
To hide details of this institution click on the hook (V) again.

- To upload a supporting letter click on the icon on the right - your file explorer will be opened.



- Select the document; Click on the button «Open»;  
Quit the information by clicking on the button «Ok»



- The document can be opened by clicking on the document icon
- To remove a document click on the cross-icon to the right of this document (the color of the cross will be changed to red if the cross icon get the focus).

- Click on the button «**Add Participant**» to create a new Participant.



**To add new Project Participants first you have to add a Participating Institution.  
You can add a new Participant only to an existing Institution.**

New window will appear which prompt you to select first the respective **Institution**.

- If the **Institution** is not contained in the selection table close the window and add first your **Institution** (see above).
- Enter Personnel data of the participant and his duties within the project.
- **Authority**  
If this participant has a function (Project Manager, Sub-Manager, Signature Authority) within the Project select it within the drow-down field «**Authority**».
- **Category – Sensitive Knowledge**
- Select the **Category**.
  - Category 1: Leading Scientific and Technical staff.  
Project managers and Sub managers; Leading experts in the technical area of project – no more than 2-3 participants from each participating institution.  
(recommended daily rate 60 – 70 USD)
  - Category 2: Other Scientific and technical staff with higher education  
(recommended daily rate 40 – 50 USD)
  - Category 3: Supporting staff  
(recommended daily rate 30 – 40 USD)
- For Categories 1 and 2 participants specify previous area of **Weapon or dual use technology expertise** - if any -using following codes:
  1. Missile,
  2. Chemical,
  3. Biological,
  4. Nuclear,
  5. Other.

### ➤ Daily Rate

Enter the **Daily Rate** in USD for Grants payment.

Guidelines as concerns **Daily Rates** may be obtained from the ISTC Secretariat.

### ➤ Max Days

Enter the scheduled **Number of working days** during the project implementation.

- The total number of work days may not exceed 250 days per year. If a project participant works on more than one ISTC project, this limit is valid for the total number of work days on all projects.
- Leading scientists are expected to spend full time on ISTC projects, if possible.
- Senior Institute management normally will not work more than 10% of their time on any project, unless fully justified.



**The total number of working days (**Max. Days**) and **Daily Rate** will be used for calculation of Grants payment for participants (see menu «**Estimated Costs**»).**



**The number of working days is limited by both the sum of working days, assigned for all tasks for the participant's institution, and 22 days for every month of project duration.**

Participant
Close
Save

Institution	Yerevan State University		
Last name	Naukoyan	Authority	Please select...
First name	Mikayel	Gender	Male
Title	PhD	Year of Birth	1973
Department	Geosciences	Category	2
Position	Head of Department	Sensitive Knowledge	
Email	naukoyan@ysu.edu.com	Daily Rate	60
Phone	+374 10 998774	Max days	
Duties	Scientific leader		





**Do not forget to store your input by clicking on the button «**Save**».**  
**To reject your input click on the button «**Close**».**

Participant add success



Ok



**Confirm the request with «**Ok**».**

Remove	Change	Add Institution	Add Participant
<b>Leading Institution</b>			
National Laboratory Astana Kabanbay Batyr Ave. 53 Nur-Sultan (Astana), Kazakhstan			▼
<b>Participant Institution 2</b>			
Yerevan State University Alex Manoogian Street 1 Yerevan, Armenia			▲
Institution Concurrence :	Yes	Letter: 	✕
Government Concurrence :	Yes	Letter: 	✕
<b>Authority</b>		YOB	CAT
SM	Hektor Arakelyan	1988	1 ✕ ▶
	Mikayel Naukoyan	1973	2 ✕ ▶

- To open the Participant windows for editing participant data, click on the triangle-icon to the right of the participant name.
- To remove a participant click on the cross-icon to the right of the participant name (the color of the cross-icon will be changed to red if the cross-icon get the focus).

Remove	Change	Add Institution	Add Participant
<b>Leading Institution</b>			
National Laboratory Astana Kabanbay Batyr Ave. 53 Nur-Sultan (Astana), Kazakhstan			▼
<b>Participant Institution 2</b>			
Yerevan State University Alex Manoogian Street 1 Yerevan, Armenia			▲
Institution Concurrence :	Yes	Letter: 	✕
Government Concurrence :	Yes	Letter: 	✕
<b>Authority</b>		YOB	CAT
SM	Hektor Arakelyan	1988	1 ✕ ▶
	Mikayel Naukoyan	1973	2 ✕ ▶

## Menu «Estimated Costs»

Project Proposal
Edit

### Template: Rivers' turning

Project proposal

- Title
- Overview
- AOI
- State
- Aim
- Expected outcome
- Impact
- Sustainability
- Proficiency
- Capacity
- Scope of Activities
- Tasks
- Participants
- Estimated Costs
- Funding
- Evaluation
- Documents

Add Costs

Total Costs	PIP 1	PIP 2	Sub Total	
Grant		0	0	▼
Equipment	0	0	0	▼
Material	0	0	0	▼
Other Direct Costs	0	0	0	▼
Travel	0	0	0	▼
Overhead	0	0	0	▼

This menu serves to create or edit [Estimated Costs](#) for

- Equipment;
- Material;
- Other Direct Costs like Energy, Communication or Subcontracts;
- Local and International Travel and
- The Overhead for participating Institutions.



**The estimated costs for [Grants payment](#) for individual Project Participants will be calculated indirectly based on the [Daily Rate](#) of participants and their total [working days](#) for the respective [tasks](#).**

- To create a new cost item click on the button «[Add Costs](#)».

### Other costs

PIP 1     PIP 2

Account:\* 
    
 Participating Institution:\*

---

Item name:\* 
    
 Justification:

Description: 
    
 Quantity:\*

Technical spec: 
    
 Unit price USD:\*

   
 Total Costs:\*

➤ **PIP 1 / PIP 2**

PIP1 or Flow1 means that the payment of this cost have to be made through the Participating Institution at the amount of the transferred Advance Payment by ISTC.

PIP2 or Flow 2 means that payment of this cost will be made directly through ISTC.

➤ **Account**

Type of Cost

➤ **Participating Institution**

Select the participating institution which will obtain this equipment.

➤ **Item name**

➤ **Description**

➤ **Technical Spec**

➤ **Justification**

Explain why this equipment is necessary for the project implementation.

➤ **Quantity**

Select the unit and enter the number of units.

➤ **Unit Price**

Enter the price in USD for one unit of the cost item.

The total costs will be calculated from the Unit Price and the number of units.

### Other costs

PIP 1     PIP 2

Account: \* Participating Institution: \*  
5222 - Non-capital equipment National Laboratory Astana

---

Item name: \* Justification:  
Notebook calculation of risks for water cirsisis

Description: Quantity: \*  
HP Envy Piece    1

Technical spec: Unit price USD: \*  
Processor i/ SSD 10 GB 1,800

Total Costs: \* 1,800

Close    Save



**Do not forget to store your input by clicking on the button «Save».**  
**To reject your input click on the button «Cancel».**

Total Costs			1,800.00	
	PIP 1	PIP 2	Total	
Grant	0.00	0.00	0.00	▼
Equipment	0.00	1,800.00	1,800.00	▼
Material	0.00	0.00	0.00	▼

➤ To see more information on a several Cost Group click on the hook (v) on the right of this Cost Group. The costs will be split by the participating institutions.

Total Costs			1,800.00	
	PIP 1	PIP 2	Total	
Grant	0.00	0.00	0.00	▼
Equipment	0.00	1,800.00	1,800.00	▲
Leading Institution	0.00	1,800.00	1,800.00	▼
Participant Institution 1	0.00	0.00	0.00	▼

- To see the several cost items click on the hook (V) on the right of this participating institution.

<b>Total Costs</b>			<b>1,800.00</b>	
	PIP 1	PIP 2	Total	
Grant		0.00	0.00	∨
Equipment	0.00	1,800.00	1,800.00	∧
Leading Institution	0.00	1,800.00	1,800.00	∧
Notebook		1,800.00	1,800.00	✕▶
Participant Institution 1	0.00	0.00	0.00	∨
Material	0.00	0.00	0.00	∨

- To open the cost item windows for editing cost data, click on the triangle-icon to the right of the item name.
- To remove a cost item click on the cross-icon to the right of the item name (the color of the cross-icon will be changed to red if the cross-icon get the focus).

## Menu «Funding»

Project Proposal | Edit

### Template: Rivers' turning

Project proposal

Title	Funding Source	Funding Amount	
	ISTC Request	7,646,723	
	Financial	2,500,000	▼
	Non Financial	500,000	▼

Buttons: Add Funding Source

Navigation menu: Title, Overview, AOI, State, Aim, Expected outcome, Impact, Sustainability, Proficiency, Capacity, Scope of Activities, Tasks, Participants, Estimated Costs, **Funding**, Evaluation, Documents

- To add a new Funding source click on the button «**Add Funding Source**».  
A new field will appear.

### Funding

Funding Source:\*

Art of Source:\*

No ▼

Funding Amount:

Funding Explanation:

Buttons: Close, Save

- **Funding Source**  
Name of the other Funding source
- **Art of Source**  
Select « **Financing Source** » or « **Non-financing Source** » in the drop-down-field.



Financial sources listed here should be confirmed in writing, for instance, by a Partner Commitment Letter or an official letter of a Collaborator, which has an intention to provide financial contribution to the project.

The entity providing such financing should be ready to transfer funds to ISTC account to pile up the overall Project cost.

#### ➤ Funding Amount

Indicate the amount of funds by this Financing Source.

In case of a Non-financing source an estimate of the associated cost can be provided optionally, but it will not appear as part of the Project costs.

#### ➤ Explanation

Specify the other Funding source (ISTC member countries, including Participating Institutions / Governmental, Intergovernmental, international, Private).

In case of a Non-financing source shortly describe the contributions.

Specify whether written confirmation has been obtained.

Upload the Confirmatin Letter (see below)



**Do not forget to store your input by clicking on the button «Save».**

**To reject your input click on the button «Cancel».**

- To see the several item of Funding or Non-funding Sources click on the hook (V) on the right in the Funding source window.

Funding Source		Funding Amount	
ISTC Request		7,646,723	
Financial		2,500,000	⤴
Funding Source		Funding Amount	
NATO Developing Fond		1,500,000	✕ ▶
UN Development		1,000,000	✕ ▶
Non Financial		500,000	⤵

- To delete a item of Funding/Non-funding Source click on the cross (✕) on the right of the Funding source.  
Confirm the request in the appeared window with «Ok».
- To open a item of Funding/Non-funding Source click on the arrow (▶) on the right of the Funding source.  
When necessary edit the data.

### Funding

Funding Source:\*  
NATO Developing Fond

Art of Source:\*  
Yes

Funding Amount:  
1,500,000

Funding Explanation:  
military help



**Do not forget to store your input by clicking on the button «Save».**  
**To reject your input click on the button «Cancel».**

## Menu «Evaluation»

### Template: Rivers' turning

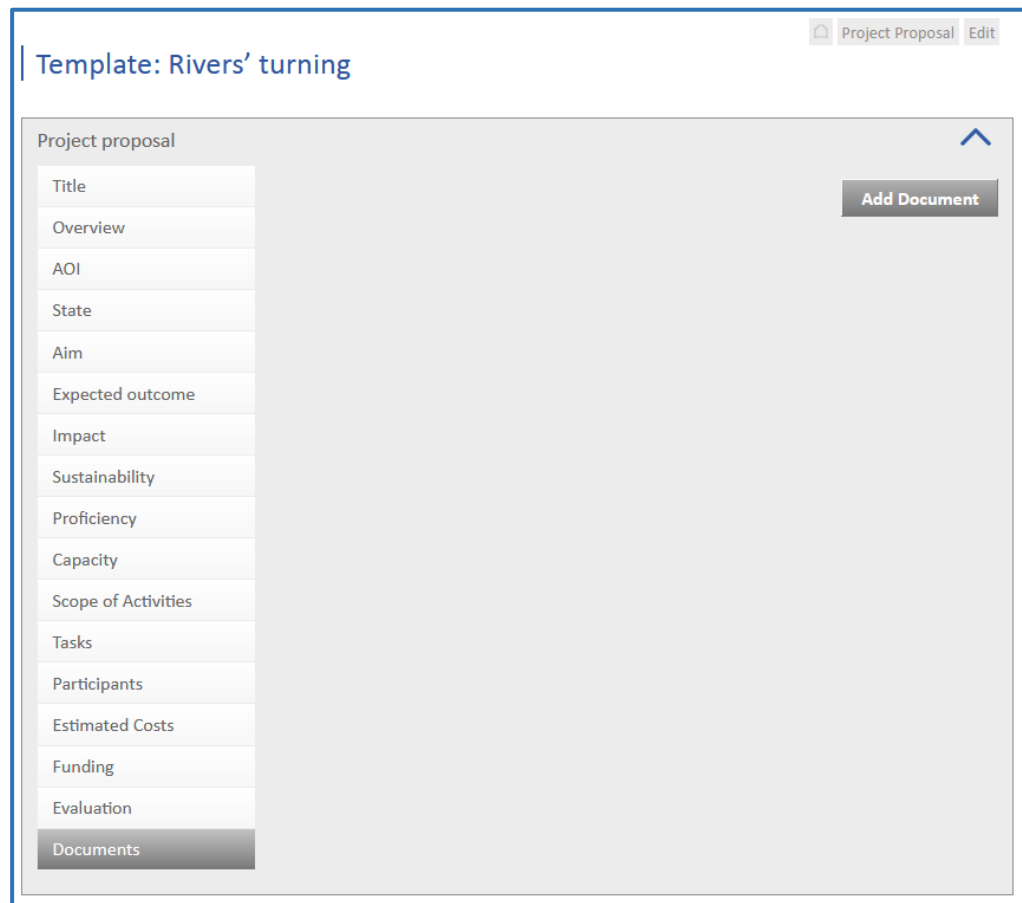
Project Proposal ^

Title	Aggregated SAC Comment: SAC comment is visible if switch is ON or OFF
Overview	
Area of Interest	Criteria
Current State	1 Scientific/Technical Merits (How important is the scientific or technical problem addressed as a view point of world level? How creative, original, or transformative is this project? Does the project provide sufficient capability to publish articles on project results in international professional journals? Is this project's innovation sustainable; does it lend itself to follow-on work or applications?)
Aim	2 Support of Young Scientist/Human Capital Development (Does the project provide adequate & appropriate opportunities for the involvement and training of young scientists?)
Expected outcome	3 Research Capability (Do the proposers have adequate experience, training, and infrastructure to carry out the project?)
Impact	4 Proper Research Plan and Budget (Is the work proposed appropriate and sufficient to achieve the goals of the project? Is the schedule realistic? Is the budget, including any Co-funding, realistic and appropriate to the work proposed?)
Sustainability	5 Risk Management (Are risks, technical, programmatic, and/or political, clearly identified? Are any important risks overlooked? Are appropriate strategies for mitigating these risks clearly identified?)
Proficiency	
Capacity	
Scope of Activities	
Tasks	
Participants	
Estimated Costs	
Funding	
Evaluation	

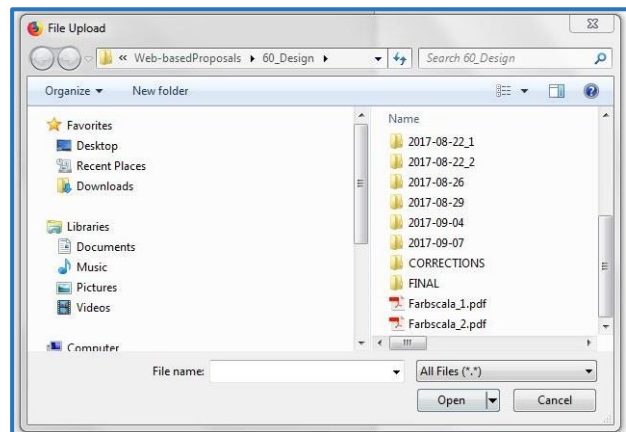
### ➤ Aggregated SAC Comment

A general Appraisal of this Proposal by the SAC members.

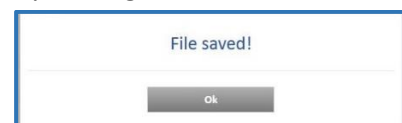
## Menu «Documents»



- Click on the button «**Add document**» - your file explorer will be opened.



- Select the document; Click on the button «**Open**»; Quit the information by clicking on the button «**Ok**»



- To remove a document click on the cross to the right of this document

Project Proposal Edit

### Template: Rivers' turning

Project proposal

- Title
- Overview
- AOI
- State
- Aim
- Expected outcome
- Impact
- Sustainability
- Proficiency
- Capacity
- Scope of Activities
- Tasks
- Participants
- Estimated Costs
- Funding
- Evaluation
- Documents

Add Document

Wateramounts.jpg (101KB) X